

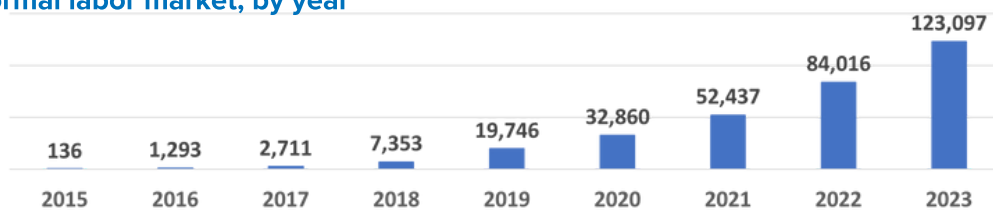
# Venezuelan refugees and migrants access to the formal labor market in Brazil

Data source: RAIS and CAGED April 2017 to December 2023<sup>1</sup>

## MAIN RESULTS

- From April 2017 to December 2023, 120,386 Venezuelan refugees and migrants entered the formal labor market. The cumulative data is that 123,097 Venezuelans have formal employment in Brazil.
- Most of those entering the formal labor market are adults aged 30 to 39 years (28,8%) and men (63,5%).
- The educational profile of those entering the formal labor market indicates that 70.5% completed highschool, out of which 8% had completed higher education.
- The average income for Venezuelan refugees and migrants in the formal labor market is BRL 1,905.4 and tends to increase with a higher educational level. Even so, this is lower than the average salary in the country's last month admissions (BRL 2,026.33)<sup>2</sup>.
- The main occupational categories in the formal labor market are: (i) production line feeders, (ii) slaughterers and similars, and (iii) trade operators in stores and markets.

## Venezuelan refugees and migrants in the formal labor market, by year



Since March 2017 the Federal Government has established a complementary route for applicants for refugee status, through temporary residence, for people from Venezuela to enter and reside in the country. On 19 June 2016, the National Committee for Refugees (CONARE) recognized that Venezuela faces a situation of "serious and widespread violation of human rights", which made it possible to simplify and speed up the analysis of requests from Venezuelan applicants for refugee status in Brazil.<sup>3</sup>

Venezuelans in Brazil, as well as refugees of other nationalities, have enormous potential to contribute to the country's economic growth, in addition to the development and diversification of the local economy.

Through *Operação Acolhida* (Operation Welcome), Brazil promotes the socioeconomic inclusion for Venezuelan refugees and migrants, especially through [Internal Voluntary Relocation Program](#), which promotes the voluntary relocation of Venezuelan people from the bordering state of Roraima to other parts of the country where they can achieve better opportunities for social and economic inclusion.

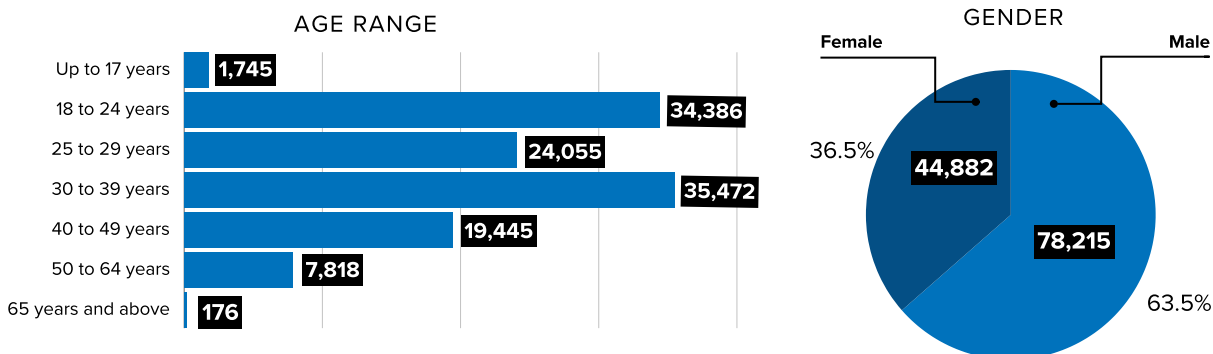
Since April 2017, data from the **Annual Social Information List (RAIS)** and the **General Register of Employed and Unemployed Persons (CAGED)** from the Ministry of Labor and Employment (MTE), recorded **120,386 Venezuelan refugees and migrants formally employed**. The cumulative data is that **123,097 Venezuelans have formal employment in Brazil**.

1. This is the validity, to date, of the reception policy adopted by the country since April 2017, motivated by violence, insecurity and threats, as well as the lack of food, medicine and essential services. Currently, Interministerial Ordinance MJSP/MRE No. 19, dated 23 March 2021, is valid.

2. More details can be accessed at: [pdet.mte.gov.br/novo-caged](http://pdet.mte.gov.br/novo-caged)

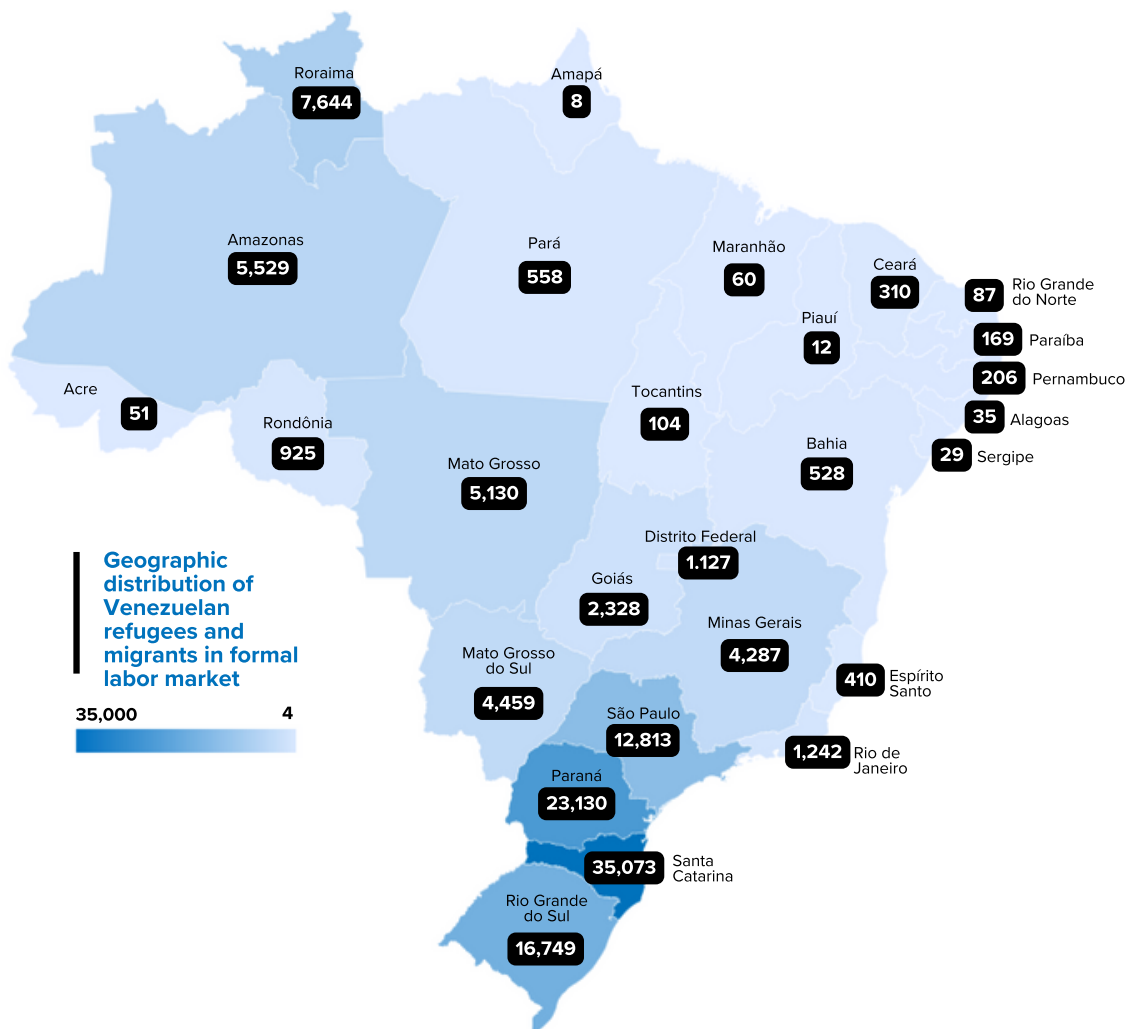
3. This definition is inspired by the Cartagena Declaration, adopted in 1984 by Brazil and 14 other countries in Latin America and the Caribbean, and was incorporated into the Brazilian law on the protection of refugees (law 9,474/1997), in section III of its article 1. The recognition of this situation by the Brazilian government has, since then, undergone successive revisions that have extended the application of the aforementioned simplified application analysis procedure.

## Demographic profile for Venezuelan refugees and migrants in formal labor market



## Educational profile and average salary of Venezuelan refugees and migrants, by sex

Profile	Total	Male	Female	Total
No education	3,875	BRL 1,762.7	BRL 1,678.8	BRL 1,731.5
Incomplete primary education	11,718	BRL 1,702.6	BRL 1,587.9	BRL 1,666.1
Complete primary education	10,978	BRL 1,717.7	BRL 1,565.7	BRL 1,674.0
Incomplete high school	9,689	BRL 1,701.8	BRL 1,582.0	BRL 1,662.3
Complete high school	74,607	BRL 1,737.4	BRL 1,581.1	BRL 1,684.5
Incomplete higher education	2,359	BRL 1,703.2	BRL 1,551.8	BRL 1,652.3
Complete higher education	9,871	BRL 5,725.0	BRL 4,051.9	BRL 4,963.2
<b>Total</b>	<b>123,097</b>	<b>BRL 1,968.6</b>	<b>BRL 1,792.1</b>	<b>BRL 1,905.4</b>



## Venezuelan refugees and migrants in formal labor market by standard classification of occupations

CBO	Classification of Occupations	Male	Female	Total
7842	Production Line Feeders	15,076	7,363	22,439
8485	Slaughterers and similars	8,490	5,647	14,137
5211	Trade operators in stores and markets	5,251	4,286	9,537
5143	Workers in building maintenance services	3,969	5,229	9,198
5135	Auxiliary workers in food services	2,359	2,892	5,251
4141	Storekeepers and warehousemen	3,908	1,080	4,988
7170	Civil works assistants	4,731	106	4,837
5134	Service workers in food, beverage and hotel service establishments	2,067	2,091	4,158
-	Others	32,364	16,188	48,552
<b>Total</b>		<b>78,215</b>	<b>44,882</b>	<b>123,097</b>

## Venezuelan refugees and migrants in formal labor market by National Classification of Economic Activities (CNAE)

CNAE	Total
Slaughter of pigs, poultry and other small animals	22,886
Retail trade of general merchandise, with a predominance of food products - hypermarkets and supermarkets	9,101
Restaurants and other food and beverage service establishments	8,397
Building construction	3,525
Slaughter of animals, except pigs	2,624
Cleaning in buildings and homes	2,118
Road freight transport	2,013
Retail trade of hardware, wood and construction materials	1,641
Hotels and similar	1,631
Others	69,161
<b>Total</b>	<b>123,097</b>