

Everyone deserves to be protected from coronavirus.



Asylum seekers and refugees included.



# COVID-19 VACCINATION IN COSTA RICA

Analysis of access by asylum seekers and refugees

Persons over 18 years of age

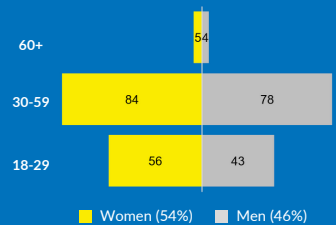
July - August, 2021

## General information on the survey

The data collection for this analysis was conducted remotely between June 28 and August 9, 2021, using as a sample a total of **270** persons; all of them, **asylum seekers and refugees** over 18 years of age. Of these 270 persons surveyed, 53 are residents of the North Zone of the country.

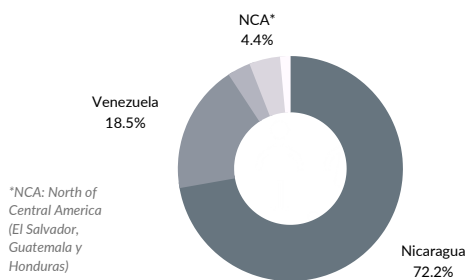
The sample was obtained randomly from the official UNHCR database (proGres v.4), ensuring a representative sample of the registered population.

Number of respondents by age group and gender

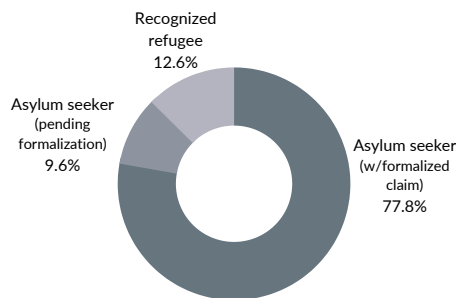


## Characteristics of the surveyed population


Distribution of respondents by country of origin



Distribution of respondents by current legal status



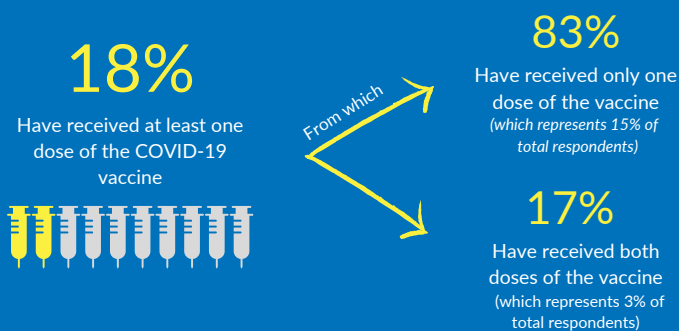
Proportion of respondents with medical conditions and/or disabilities



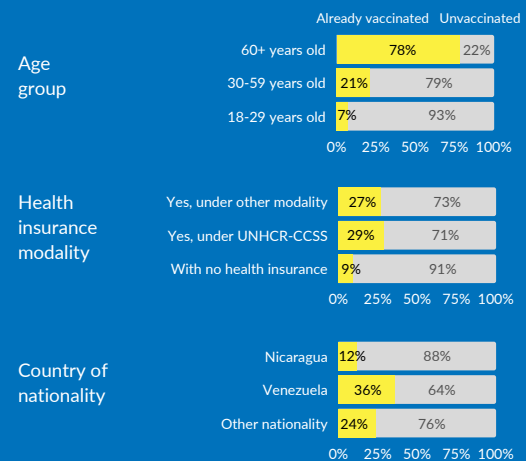
**4 out of 10** asylum seekers and refugees have a medical condition or disability. This ratio reaches **5 out of 10** (1:2) persons for the age group of 30 to 59 years of age.

## Population vaccinated against COVID-19

About a fifth of the people surveyed (**18%**) have already received at least the first dose of the COVID-19 vaccine. This percentage does not differ significantly between the Northern Zone and the rest of the territory, nor between persons with different legal status.

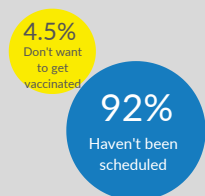


Percentage of persons vaccinated according to their age group, insurance modality and nationality



## Population not yet vaccinated against COVID-19

**82%** of the respondents have not yet been vaccinated against COVID-19, the vast majority because they have not been called to schedule their appointment and/or because they do not wish to get vaccinated.



As you can see in the graph on the right, the percentage of those who have not been vaccinated because they do not want to do so does not vary significantly between the North Zone and the rest of the territory.

Of the people who do not want to be vaccinated, **70%** claim that it is due to distrust or fear of the vaccine.

Reasons why respondents have not yet been vaccinated

