



# RAPID NEEDS ASSESMENT

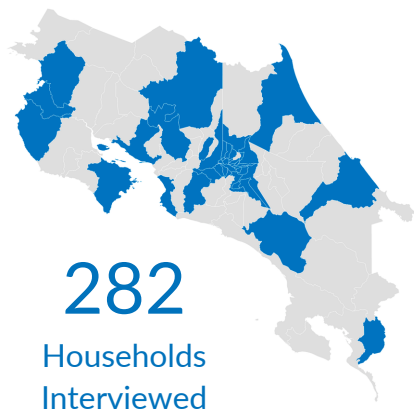
## Impact of COVID-19 on the Venezuelan Population

Costa Rica, August 2020

### Objectives

- Assess the level of **access to basic goods and services** of Venezuelan households.
- Identify the **impact of COVID-19** and related circumstances on that access and the resulting needs.
- Identify **gaps between needs and response**, including the response from the government, UNHCR and other actors.
- Analyze existing **coping mechanisms**.

### Methodology



**Target population:** Venezuelan asylum seekers, refugees and migrants

**Geographical coverage:** National

**Method:** Stratified Random Sampling

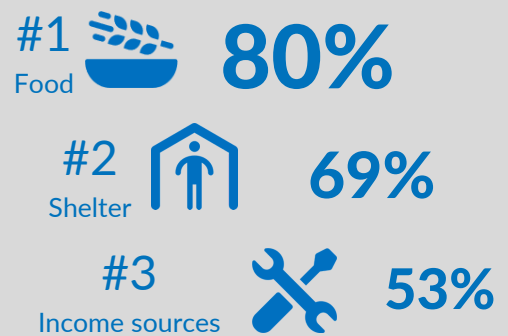
**Type of interview:** Remote (phone)

**Enumerators:** 21 UNHCR staff

**Data collected:** 30 Jul - 4 Aug 2020

### Perceptions of priorities

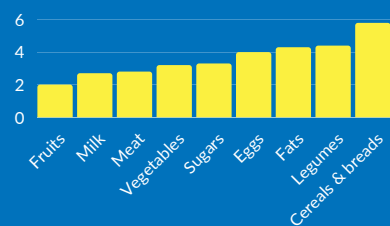
The three main needs perceived by the surveyed households are:



### Food Security & Nutrition

Before the COVID-19 pandemic, only **7%** of households consumed 2 meals a day while **93%** consumed 3 meals. → Now, **55%** of households report having 2 meals a day, while only **35%** consume 3 meals.

Food types by days consumed per week



### Shelter

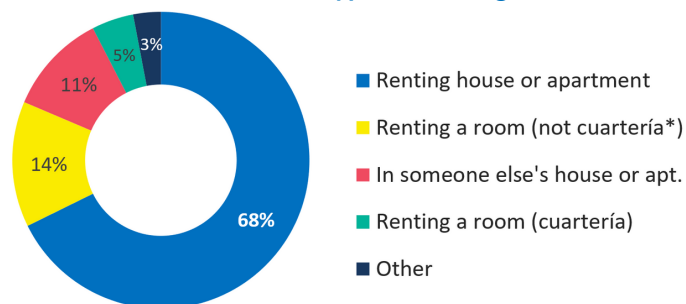
**15%** do not have a place to stay next month, and **21%** are unsure whether they will have one.

**24%** → **77%**

Have changed their place of residence since the start of the pandemic

Of these, 77% stated their inability to pay rent as the main reason

### Current type of housing



### Sources of income

Before the COVID-19 pandemic, **94%** of the surveyed households reported having a paid job as their main source of income. Under COVID-19, this has reduced to **71%**.

**91%**

of those with paid jobs before the pandemic experienced a change in their work conditions as a consequence of the pandemic

Of which



\*"Cuarterías" refer to a type of housing where rooms in an apartment/house are rented individually, leading to various family groups living in a same apartment and sharing common areas, in most cases with sub-standard living conditions.

## Protection

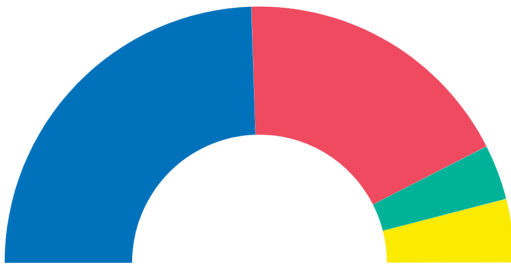
- Only **1%** of households have had a family member return to Venezuela since the start of COVID-19 and **9%** of the households have at least one member who is considering returning. The main reasons given are reduced access to income in Costa Rica, high prices of goods and services, and lack of access to food.
- Of households where at least one family member has considered returning to Venezuela, **48%** would plan to return to Costa Rica within the next year.

- 84%** of households do not plan to return to Venezuela in the near future, most for fear of threats or violence and lack of job opportunities.
- 29 households (**10%**) reported that a relative in Venezuela had attempted to join them in Costa Rica since the border closure, but only 1 was successful.

Of which



Insurance modality of insured heads of households (56% of total)



UNHCR-CCSS (49%) By employer (36%)  
Voluntary modality (7%) Other (8%)

## Health

**56%** of the households required medical services from the outset of the COVID-19 pandemic.



Of these, **42%** experienced limitations in access, mainly due to lack of affiliation to the national health system and/or the high cost of services.

**40%**

of heads of households lack health insurance under COVID-19

## WASH

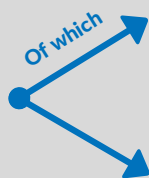
**94%** of the households have access to potable water whenever they need it.

**99%** of the surveyed households responded that household members wash their hands regularly with both soap and water. Over **25%** regularly use hand sanitizer.



## Assistance under COVID-19

**64%** of households have received some form of assistance since the outset of the COVID-19 pandemic



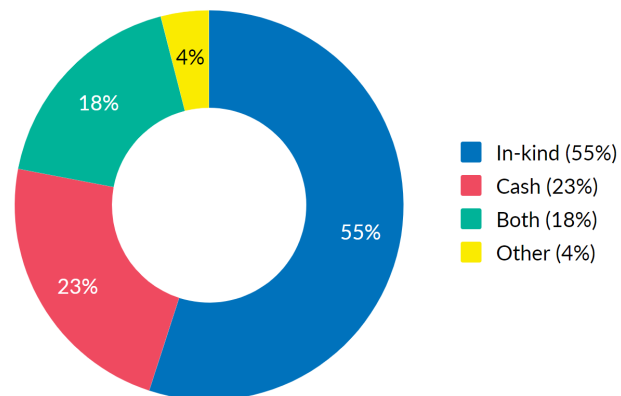
**53%**

received assistance from NGOs and/or the UN agencies

**34%**

received assistance from the government (mainly food items)

Assistance provided by the Government and NGOs/UN



## Education & Telecommunications

**88%** of households with school-aged children have access to educational materials or activities, out of which **89%** have received virtual classes.

**8%** of households do not have access to the internet. Of the households that have access, most use mobile phones to access the internet.

**12%**

Out of school children